



# THE HISTORY OF THE CAMP CRESTS

Part Three: The “Camp Kennabi” years, 1947—1954 (Article by Ken Wrigglesworth)




*This is part three of the on-going series of articles discussing the history of the Haliburton Scout Reserve crests. The first two articles covered the 1980s and 1990s. In this article, we will go back to the beginning, the first crests from 1947 to 1953, when the Scout Reserve was known as Camp Kennabi.*

Researching the earliest crests for Haliburton Scout Reserve has proven to be a challenge for a camp that was established almost 70 years ago, for a variety of reasons. The main reason is the span of time: the difficulty of finding anyone who remembers anything about the Camp Crests from over 60 years ago! For the first 14 years, the crests were large fabric disks or ovals with the text and graphics printed using silk-screen technology, similar to printing T-shirts. The fabric was either felt, or canvas-backed silk, thus this style of crest is known by collectors as “felts and silks”. The edges were cut with “pinking shears” to produce a saw-tooth edge that limited fraying.

There were 24 different felt and silk crests produced and available between 1947 and 1960 at the Scout Reserve. They are extremely rare and difficult to find now for several reasons. Perhaps the main reason is they were not very durable compared to the embroidered crests available since 1961. If the old printed crests were sewn onto a jacket or blanket, they would eventually fall apart in the laundry. Also, especially prior to 1955, they were not produced in great numbers. The camp was slowly building up capacity for the first 6 or 7 years of operation, and only a limited number of campers came in these early years. Souvenir Camp Crests were also a new concept, and not immediately picked up as a collectable. The fourth reason these crests are so rare is they were not valued by the next generation of collectors in the 1960s and 1970s when the Swiss Embroidered style of badge became popular. Collectors were not interested in trading for what were considered an awkward and old-fashioned style of crest, so many of the felt and silk crests from this era were discarded. This article will focus on the Camp Kennabi crests.

The yellow felt “Camp Kennabi Haliburton” is the very first design in 1947-’48



Haliburton Scout Reserve was officially (and awkwardly) called “The Boy Scouts Association District of Toronto Scout Reserve” when it was first established in 1947. The camping area around Lake Kennabi became known as “Camp Kennabi”, a sub-camp of the Scout Reserve. The name change to “Haliburton Scout Reserve” came as a decision from Toronto Scout Headquarters in 1954. So the first Camp crests available from 1947 to 1953 were for “Camp Kennabi Haliburton”. There were 5 different Camp Kennabi crests produced and available for those first 6 summers, showing 3 different designs. I can’t even confirm if there was even a crest available during the very first summer of 1947. The Camp was largely being built during that first summer with very few Scouts coming to camp. According to report made to the Camping Committee after the first summer by J.C. Moore: only 3 groups came to camp that summer, for a total of 878 “camper overnight stays”, which translates into about 125 individual Scouts and Leaders staying for approximately 1 week each. Many of the original groups who came that summer would assist by clearing the first camp sites on Kennabi, including Big Bear, Twister Point, Rover’s Rest, and Doe Island. I spoke to Alan Moore (age 81)(’47-’54), the first Scout to camp at HSR, the youngest son of original Camp chief J.C. Moore (’47-’70), but he doesn’t recall any details about when crests were first available. I also spoke to George Kerr (age 96!)(’51-’58, ’60-’64) and Bruce Ryans (’53-’56).

From Bruce I learned the yellow felt crest with the green fleur de lis was available in 1948. This was the very first summer he camped as a 13 year-old scout up at HSR, and he received the yellow felt crest which he still proudly owns to this day. The crest pictured above is a scan of Bruce’s crest from 1948. In the summer of 1948, a total of 11 groups camped at the camp for a total of 4308 “overnight stays”, which translates to about 600 scouts and leaders staying one week each. I mention these numbers to make the case that the small number of campers limit the number of crests produced and supplied, one of the main reasons for their rarity since.

## HISTORY OF HSR CRESTS


Several years later, when Bruce Ryans joined the staff in 1953, he purchased the dark green silk printed in yellow fleur de lis. Neither of these designs include the date on the front. This was because, I learned from George Kerr ('51-'58, '60-'64), who was the camp administrator through the 1950s, they could continue to sell stock year after year until the crests were gone when they didn't have a specific year on them. This hasn't influenced crest orders in later years: I noticed at the HSR Trading Post last summer, there were still numerous 1993 crests available, 21 years later!

George Kerr remembers the canvas backed silk crests were twenty five cents, and the felts were the economy version for a dime. Bruce Ryans still proudly owns his Camp Kennabi crests; some of the images supplied for this newsletter are from him. I learned from Ken Cooper ('64-'68, '70-'89) that these early felt and silk crests were made by a company called "George Spencer" located in the 1950s on Richmond near Parliament in the east end of downtown Toronto.

J.C. Moore, Camp Chief in the early 1950s and later Camp Ranger until 1970, who was responsible for approving the design and ordering the first crests. It was J.C. who discovered the HSR property and recommended its purchase as a Scout Camp in the fall of 1946. His sketch of the camp gates was used on the crests that show these gates, and similar to the two fleur de lis crests, one version printed was on yellow felt and another printed on dark green silk. His son Al sent me a picture of an oil painting J.C. made in 1952 of the same camp gates, before the camp was named Haliburton Scout Reserve, and I got the photo of the camp gates from 1955, with the two over-head signs added to say "Haliburton Scout Reserve", sent to me by Paul Avis, Camp Kennabi Quarter Master 1955-57. Moore Lake and the J.C. trail at HSR are named in memory of J.C. Moore.



J.C. Moore, Camp Ranger from 1947—1970, designed some of the earliest camp crests



Below is an oil painting by J.C. Moore of the Camp Gates as they appeared in 1952. To the left are the two versions of the "Camp Gates" crests, on green silk and yellow felt, from 1952-53, with the graphic derived from a sketch by Moore






## HISTORY OF HSR CRESTS



The fifth Camp Kennabi crest shows a chubby bear cub wearing a Boy Scout Stetson hat and a backpack. A few people have commented that this bear looks a little like a turtle. It was the first crest to depict a bear, what would later, from the 1970s on, become the Camp mascot. The crest is printed with yellow ink on a dark green background. It is unknown whether this was original artwork by someone connected with the Scout Reserve at the time, or simply a stock "Scouting Image", available from a catalogue. I suggest it is likely a stock image, maybe inspired by the popular and famous Forest Fire Prevention Mascot "Smokey the Bear", who was invented in 1949. Ironically, 1953, the summer this "Smokey the Bear" crest was available, Camp Kennabi Staff were busy assisting the M.N.R. with a serious forest fire on Pikes Peak!



It's a little hard to read in this photo from 1955 but the two side signs say:

"THE  
BOY SCOUT ASSOCIATION  
DISTRICT OF TORONTO  
SCOUT RESERVE  
4150 ACRES OF NATURE'S PARADISE  
HUNTING PROHIBITED"

There's no mention of "Haliburton Scout Reserve" yet in this signage that pre-dates the 1954 name change.

## Alumni Players Needed for 2015 Cricket Match



Coach Gord is calling for all Alumni players to meet at the Mill site at HSR around 1:00 pm (well, before 1:30 pm for sure) for Team Try-outs (well, proving that you are breathing and capable of some movement) on Sunday August 9, 2015.

Not sure you know how to play? Here as all you have to know:

You have two sides, one out in the field and one in. Each player that's in the side that's in goes out, and when a player is out he/she comes in and the next player goes in until he or she is out.

When they are all out, the side that's out comes in and the side that's been in goes out and tries to get those coming in, out. Sometimes you get players still in and not out.

When a player goes out to go in, the players who are out try to get the player out, and when the player is out he/she goes in and the next player in goes out and goes in.

There are two people called umpires who stay all out all the time and they decide when the players who are in are out. When both sides have been in and all the players have out, and both sides have been out twice after all the players have been in, including those who are not out, that is the end of the game!

